

REDDITCH BOROUGH COUNCIL



www.redditchbc.gov.uk

HEALTH AND SAFETY AT WORK

CONTROL OF SUBSTANCES HAZARDOUS TO HEALTH (COSHH)

Policy and Procedures

Human Resources and Organisational Development
Redditch Borough Council
Walter Stranz Square
Redditch
B98 8AH

Senior Advisor (Health, Safety and Wellbeing): 01527 64252

Contents Page

1.	Introduction	3
2.	Legal Requirements/Reference Documents	3
3.	Definitions	3
3.1	Hazardous substances	
3.2	Route of entry into the body	
3.3	Response of the body to chemicals	
4.	Scope of the Procedure	4
5.	Identification of Hazardous Substances	5
6.	Conducting the assessment	5
6.1	Suitable and sufficient	
6.2	Actions to take	
6.3	Assessing the risks	
6.4	Health Surveillance	
6.5	Appropriate control measures	
6.6	The level of control to be achieved	
6.7	Review of the assessment	
7.	Information, Instruction and Training	10
7.1	COSHH Assessors	
7.2	Users of Hazardous substances	
8.	Local Exhaust Ventilation	11
9.	Respiratory Protective Equipment	11
10.	Responsibilities	11
	Managers	
	Employees	
	Senior Advisor (Health, Safety and Wellbeing)	
<u>Appendices:</u>		
1.	COSHH Register	14
2.	COSHH Assessment	15
3.	COSHH Assessment Information for Employees	19
4.	Certificate of Thorough Examination and test of LEV	21
5.	Record of Examination of RPE	23
6.	New labels for chemical products	24

CONTROL OF SUBSTANCES HAZARDOUS TO HEALTH (COSHH) POLICY AND PROCEDURE

1. Introduction

Many substances which employees within the Council will be exposed to each day have the capacity to cause harm to their health, or create some other danger. Virtually every substance can, in some form or another, present a hazard.

The workplace may contain a number of substances that may be unfamiliar and foreign in a domestic situation. The correct use, storage and handling of them is vitally important in managing health and safety at work.

Safety in the use of hazardous substances is achieved through knowledge, care, forethought and the establishment of good working procedures; this will secure the health and safety of those working with them.

2. Legal Requirements/Reference Documents

Health And Safety At Work etc Act 1974

Control of Substances Hazardous to Health Regulations 2002 (amended)

Management of Health and safety at work Regulations 1999 (amended)

Personal Protective Equipment Regulations 1992

The Chemicals (Hazard Information and Packaging for Supply) Regulations 2009

Redditch Borough Council Health and Safety Policy

3. Definitions

3.1 Hazardous Substances

For the purposes of COSHH, substances hazardous to health include:

- any substance or preparation listed or identified as very toxic, toxic, harmful, irritant, or corrosive, which can enter the body via inhalation, skin absorption, ingestion etc. and cause harm;
- any biological agent, including bacteria, virus, mould and fungi (i.e. MRSA, Hepatitis B, HIV etc.);
- any substance with an occupational exposure limit,
- harmful micro-organisms;
- dust of any kind in substantial concentrations;
- any other substance creating comparable hazards to people's health, such as pesticides or other chemicals, fumes from welding processes etc.

Asbestos and Lead are not included in this Policy as they have their own legislation specific to them which must be complied with.

3.2 Route of Entry into the body

Hazardous substances can enter the body by:

- inhalation (breathing in a substance);
- absorption through unbroken skin;
- absorption/injection through punctured skin;
- ingestion (this route of entry is usually assisted where there is a personal lack of hygiene or facilities present. i.e. traces of hazardous chemicals left on hands whilst eating).

In the occupational context, inhalation is the most significant route of entry, mainly because breathing is continual and the surface area of the lungs is far greater than that of the external skin.

3.3 Response of the Body to Chemicals

Hazardous substances can cause a response at various sites in the body and at different speeds.

Not all people respond to a chemical in the same way. Some are more susceptible (respond at lower doses) than others, depending on various factors such as age, race, sex or state of health. People also vary in the manner of response. The main responses are:

- Irritation to the respiratory tract, skin or eyes
- Sensitisation to the respiratory tract leading to asthma, or to the skin
- Long term effects such as cancer or asbestosis etc
- Reproductive disorders such as infertility or foetal damage.

4 Scope of the Procedure

The Council seeks to provide a safe and healthy working environment for its employees regarding hazardous substances by the introduction of systems and procedures, which will:

- identify all named substances used at work within the Council;
- identify the risks to health by carrying out formal assessments;
- identify any control measures necessary;
- monitor the implementation of safe practices and control measures;

- provide employees with relevant information, instruction and training in the safe use/handling of substances at work.

The guidance on the control of substances hazardous to health shall apply at all premises which Redditch Borough Council: owns, operates from or allows employees to work at, and include all chemicals that employees would reasonably be expected to come into contact with.

5. **Identification of Hazardous Substances**

All Heads of Service/Service Managers are responsible for identifying hazardous substances within their control (i.e. those that are purchased by, or for, their employees use at work, or are generated as a result of work processes). The hazardous substances will then be listed on the COSHH1 register (appendix 1) for the respective work area or location depending on the situation. This will ensure that all substances, which have been identified, are assessed and used safely and that all relevant information has been brought to the attention of relevant staff that use that substance.

Hazardous substances that are purchased will normally be recognised by a hazard symbol on the packaging. The hazard symbol is of diamond shape with a red edge, white centre a black symbol inside. There may still be some products available with the old hazard identification labels of Orange and black. Text is normally written below each hazard symbol. Details of the new symbols can be found in Appendix 6.

However, hazardous substances may not be so easily recognisable in some circumstances. For instance, cleaning staff, first aiders and employees responsible for collecting needlesticks, may be exposed to biological agents i.e. AIDS, Hepatitis, MRSA. In such circumstances a generic COSHH assessment entitled “bodily fluids” may be appropriate.

Other hazardous substances that should be identified are those emitted during a work process, for example, wood dust in a workshop or carbon monoxide in a vehicle repair area. Additionally, there are those that employees may come into contact with during non-routine tasks, i.e. contact with Weils disease (rat urine) during drainage investigations, or mould from pigeon “droppings” that can cause a condition called “pigeon fanciers lung”.

A method of identifying hazardous substances within containers and pipework must be in place. This may for example, include the marking of the pipework and containers, maintaining documented records that relate to the plant components name or number etc.

6. **Conducting the assessment**

6.1 **Suitable and sufficient**

The Council must make a suitable and sufficient assessment of the risks associated with each hazardous substance used/stored or staff may come

across at work. The assessments must be written down and the results of the assessments communicated to employees who may have to use or be exposed to them and reviewed periodically. Included with the COSHH Assessment should be a "Material Safety Data Sheet" relating to the product(s) being used and can usually be obtained from the Supplier or Manufacturer of the product by downloading from their website.

The assessment should consider substances that are:

1. brought into the workplace and handled, stored and used for processing;
2. produced or given off, e.g. as fumes, vapour dust etc by a process or an activity or as a result of an accident or incident;
3. used for, or arise from maintenance, cleaning and repair work;
4. produced at the end of any process e.g. wastes, residues, scrap etc and;
5. produced from activities carried out by another employer's employees in the vicinity.

The purpose of carrying out an assessment is to determine what measures are necessary to control hazardous substances. It also helps the Council to demonstrate that all factors relevant to its work have been considered and that an informed and sound position has been reached about the risks, the steps which need to be taken to achieve and maintain adequate control, the need to monitor exposure in the workplace and the need, if any, for health surveillance.

6.2 Actions to take

In preparation to conducting a suitable and sufficient assessment the assessor should:

1. Obtain the Material Safety Data Sheet from the manufacturer or supplier (they have a legal duty to supply such information). Information can be downloaded off the Intranet.
2. Gather information about the substances identified in the workplace, including how the substances are used.

Typical questions, which need to be asked in making an assessment, include:

- What materials are used in what quantities and in what form?
- What is the degree to which employees are exposed and what is the frequency of exposure?
- Can a suitable alternative be used?

- What do employees do with them or to them?
- How and where are they used, stored or transported?
- What bi-products or waste products are produced?
- Are any fumes or dust made or given off?
- What happens if something is spilled or a container leaks?
- Who will be affected by its use - employees, contractors, general public?
- What harmful effects or ill health problems can be caused?
- What happens if substances are mixed or combined?

Where exposure to a substance varies according to different working practices, it may be necessary to undertake a COSHH assessment for each situation, although only one substance is involved.

6.3 Assessing the Risk (completing the assessment)

Once all the available information about a particular substance has been compiled, the assessor shall assess the degree or risk to health likely to arise from the use or exposure to that substance and then decide what action is necessary to remove, reduce or control the risk.

The assessment is concerned with the risks created by working with the substance and not just the hazardous properties of the substance itself. For example, with solvent adhesives, there is little hazard with an unopened tin and virtually none once the adhesive is set. However, while the container is open and the adhesive is being used, solvent fumes are given off and in a confined space, this can be extremely hazardous to health to a person using the substance and also to others who may be in the vicinity. This is where simple additional controls i.e. opening doors and windows to ventilate the area during and after its application may be required.

The assessment shall be recorded using the assessment forms COSHH 2 (appendix 2 - full assessment) and COSHH 3 (appendix 3 - Hazard information for employees). The findings should be brought to the attention of employees and, where necessary, recommend appropriate training. A copy of the completed COSHH 2 and COSHH 3 assessments shall be retained in the manager's assessment register held within their section along with a copy of the Material Safety Data Sheet.

If an incident occurs and a member of staff is taken to hospital as a result a copy of the Material Safety Data Sheet should be taken along also so that the appropriate treatment can be given.

A copy of completed COSHH 3 forms should be available for employees at all reasonable times in hard copy and electronic format. It is recommended that copies are also available where products are stored/used.

The assessor must determine what measures are necessary to prevent or control the risks to health, based on the outcome of the risk assessment.

All hazardous substances, which may be used/stored on the premises, require an individual COSHH assessment. This includes those that have been brought onto site by employees (i.e. not purchased by the Council).

6.4 Health Surveillance

The Objectives of health surveillance are to:

1. protect the health of individual employees by detecting as early as possible, adverse changes which may be caused by exposure to substances hazardous to health;
2. help to evaluate the measures taken to control exposure;
3. collect, keep up to date and use data and information for determining and evaluating hazards to health

The manager will identify employees who need health surveillance and seek advice from the Councils Health and Safety Advisor as appropriate. Examples of areas where health surveillance should be considered where exposure may be significant are given below:

Asthma Causing Agents

A number of materials have the ability to sensitise those exposed and cause occupational asthma. Examples include isocyanates, epoxy resin and hardwood dust. Surveillance would take the form of a pre-exposure medical and periodic follow up by a medical practitioner.

Dermatitis

Employees who use dermatitic agents such as cement dust and epoxy resins should be told to inspect their skin regularly and seek medical advice if necessary.

Carcinogens

There are cancer-causing agents, such as hardwood dusts and asbestos dust.

Wood Preservatives

Wood preservatives, such as lindane, are health hazards.

Further details on health surveillance requirements can be obtained from the Senior Advisor (Health, Safety and Wellbeing).

6.5 Appropriate control measures

As part of the assessment, the Council must establish control measures to prevent or adequately control exposure and protect people's health.

The overriding duty and first priority is to consider how to prevent an employee's exposure to hazardous substances, (i.e. not using the substance).

The second most effective control measure is substitution (i.e. water based emulsion instead of a solvent based paint).

Where a substance cannot be substituted or eliminated entirely, a less hazardous version, (where available), should always be considered. For example, it may be possible to purchase diluted chemicals rather than a concentrated version, granules rather than powder etc.

Where dust levels are excessive, it would be better to use a dust free process, dust suppression or local exhaust ventilation before the use of a dust mask is considered.

Engineering control methods should be used where substitution cannot be achieved. These include:

- Total enclosure of the process.
- Dust or fume extraction.
- Local exhaust ventilation.
- General area ventilation.
- Prevention of spread of the contaminants.
- Exclusion of people from the area.

Dilution ventilation should generally **only** be used for non-toxic nuisance fumes.

Other steps include:

- Reducing the number of employees exposed.
- Reducing the length of time exposed.
- Prohibition of eating, drinking, smoking in the work area.

Only when all methods of control have been considered and these prove either impossible or fail to provide adequate protection, should Personal Protective Equipment be used (PPE).

6.6 The level of control to be achieved

The Regulations require prevention, or where this is not reasonably practicable, adequate control.

The level of control depends on whether or not an exposure standard has been set and whether or not the substance can be inhaled. If a substance can be inhaled and has a **Workplace Exposure Limit (WEL)**, exposure **must** be reduced as low as is reasonably practicable and in any case below the WEL. The WEL is measured over an 8 hour time period, referred to as an 8 hour (working day) Time Weighted Average (TWA).

If a substance can be inhaled and has a WEL, exposure control will be adequate if exposure is reduced to the level specified in the WEL.

The above information will be detailed on the substance's Hazard Data Sheet provided by the manufacturer/supplier.

If a substance can be inhaled and does not have a WEL, then the control should reduce the exposure level where people can use it without any adverse effect on their health. This also applies to exposure other than by inhalation (i.e. by ingestion, absorption through the skin, or contact).

6.7 Review of the assessment

The assessment should be reviewed once every 12 months and whenever there is evidence to suspect that the assessment is no longer valid or the work conditions to which the assessment relates has significantly changed.

7. Information, Instruction and Training

7.1 Training for COSHH Assessors

A competent person must complete COSHH assessments. The person who carries out the assessment should:-

1. have adequate knowledge, training and expertise in understanding hazard and risk;
2. know how the work activity uses or produces substances hazardous to health;
3. have the ability and authority to collate all the necessary, relevant information; and
4. have the knowledge, skills and experience to make the right decisions about the risks and the precautions that are needed.

COSHH assessments should be completed with the assistance of appropriate employees and trade union health and safety representative, if one exists.

All COSHH assessors must attend the Council's COSHH assessment training.

Managers should ensure that the COSHH assessments are communicated to all relevant employees and that records are maintained of the communication. Basic information should include the title of the assessment communicated, the date of communication and who it was communicated to.

7.2 Training for those using hazardous chemicals

Suitable information, instruction and training must be provided to employees who use/handle hazardous substances at work. This should enable employees to understand their responsibilities and the required control measures to be taken.

They should also have sight of any COSHH Assessments which relate to their work activities.

8. Local Exhaust Ventilation

Where local exhaust ventilation is required a competent person must inspect it at periods not exceeding 14 months. A certificate of thorough examination must be completed by the competent person at each inspection - COSHH 4 (appendix 4). For further advice on Thorough Examinations please contact the Senior Advisor (Health, Safety and Wellbeing).

9. Respiratory Protective Equipment

Where Respiratory Protective Equipment is required, employees must be trained in its correct use and inspection. A record of the inspection should be documented on COSHH 5. The inspection must take place at periods not exceeding 4 months.

All defective equipment should be withdrawn from use with immediate effect.

10. Responsibilities

10.1 Managers responsibilities

1. To identify all situations that may result in exposure of Council employees or other persons to hazardous substances, as part of the general risk assessment process.
2. To conduct, or nominate a person to conduct, COSHH assessments in relation to hazardous substances within their control.
3. Ensure that a nominated person attends appropriate training to allow them to conduct COSHH assessments.

4. Ensure sufficient information about the substance has been obtained before an employee uses any hazardous substance from the Manufacturer or Supplier and the Material Safety Data Sheet.
5. To identify employees who regularly use/handle substances as a significant part of their employment and ensure they have appropriate information, instruction and training in their appropriate use and application.
6. To ensure that local exhaust ventilation receives a certificate of Thorough Examination and test annually by a competent person. The results should be recorded on the COSHH4 form.
7. To ensure that respiratory protective equipment is examined at least once every four months and the outcome recorded on COSHH5 form by a competent person.

10.2 Employee Responsibilities

Employees will observe the following general precautions when using hazardous substances:

1. All substances must be used, handled, transported and stored in accordance with employee COSHH 3 Hazard Information sheets and any inspection and training provided.
2. Read the COSHH 3 Hazard Information sheet and make sure you understand what it says. If you do not understand it, ask questions until you do. Make full and proper use of any control measures provided.
3. Substances must only be used for their intended purpose. They must not be mixed together, since in combination they may release a dangerous fume.
4. Use the smallest quantity of chemicals that is necessary for the particular job.
5. Substances must not be decanted into other containers, especially food or drink containers. Any unmarked or damaged containers must be withdrawn and the matter reported to your manager.
6. Only products supplied and assessed by your manager may be used at work. Unauthorised or privately owned substances must **not** be used at work. Products purchased by the Council shall not be made available to non-employees (e.g. contractors).
7. Ensure that where appropriate you provide good ventilation by opening windows, doors and skylights. Leave the work area immediately if you feel dizzy or are unwell and notify your manager.
8. Check that you are wearing the correct PPE before you use substances and that it is in good order (the employee COSHH 3 Hazard Information sheet

should say whether you need PPE). PPE must be kept clean and in good condition by the user and damaged items should be reported and replaced without delay.

9. Substances shall be stored safely when not in use in the accommodation provided for it. Where significant quantities of chemicals are used they should be stored in a dry, well ventilated, non-combustible and secure area.
10. Substances should not be left unattended where other persons could tamper with them and injure themselves. The containers should not be placed haphazardly on floors or in passageways/areas of foot traffic where they could cause passers by to trip and fall.
11. If using hazardous substances wash your hands and face before eating, drinking and smoking and before using the toilet. You should eat, drink and smoke away from the site of exposure. Good personal hygiene is important to avoid the transfer of substances from hands onto food, cigarettes, etc. and taken into the body.
12. Never use solvents to remove paint or grease from your skin.
13. Report to your manager any suspected health problems associated with the use of substances and any defective control measures and procedures. If you are burned by a chemical or feel unwell after using a chemical, seek medical attention without delay.
14. Clean all spillages instantly and dispose of waste and used containers properly (see COSHH 3 Hazard Information Sheet).










10.3 Senior Advisor (Health, Safety and Wellbeing) Responsibilities

1. To co-ordinate the implementation of the COSHH Regulations.
2. To provide specialist advice on recognition and classification of hazardous substances and suitable control measures.
3. To provide advice and assistance to managers with regard to COSHH assessments.
4. To review suitability of COSHH forms and supporting information annually.
5. To arrange and co-ordinate appropriate training in relation to the safe use of chemicals as requested by service managers.

To be completed for all substances.

**Control of Substances Hazardous to Health
(COSHH)**

Substance Assessment

Assessment No:								
Service Area:				Location:				
Name of Substance involved:								
Name & Address of Manufacturer:								
Emergency Contact Details:								
Description of the activity or work process:								
Location of process being carried out:								
Identify the persons at risk	Employees		Contractors		Public			
Classification: (state the category of danger) Tick where appropriate								
								
Hazard Type:								
Gas	Vapour	Mist	Fume	Dust	Liquid	Solid	Other	
Route of Exposure:								
Inhalation	Skin	Eyes	Ingestion	Other	State			
Form of substance (e.g. dust, fume, powder)								
Workplace Exposure Limits (WELs) please indicate n/a where applicable								
Long Term Exposure Level (8hr TWA)				Short Term Exposure Level (15 mins)				

Elimination/Substitution

Can the activity or use of the substance be discontinued? YES NO

Can a less hazardous substance be used instead? YES NO

Health Hazards and Potential Effects









<u>Mode of entry</u>	<u>Short term effects</u>	<u>Long term effects</u>
Inhalation		
Contact with skin		
Contact with eyes		
Ingestion		

Sources of exposure

Description of activity	Number of staff involved	Quantity involved in activity	Is exposure possible	Methods used to control exposure.
Delivery				
Storage				
Use of material				
Disposal of material				

Are the control measures satisfactory? YES NO

(if no list remedial action required)

Ventilation required (please tick what is appropriate):			
Fume Cupboard		Well Ventilated Room	
Local Exhaust Ventilation		Work in Open Air	
Forced Ventilation		Other (Specify)	
Personal Protective Equipment (Specify type and Standard):			
 Dust Mask		 Visor	
 Respirator		 Goggles	
 Gloves		 Overalls	
 Footwear		 Other	
Information Required:			
Signs & Notices		Specialist Training	
Instructions to all persons		Treatment details for First Aiders	
Monitoring & Health Surveillance:			
Is Monitoring of Exposure required?		YES	NO
Is Health Surveillance required?		YES	NO
Thorough Examination & Testing:			
Is examination of plant or equipment required?		YES	NO
If Yes, Frequency of Test		Times per	
Person Responsible for:			
Is examination/testing of RPE required?		YES	NO
If Yes, Frequency of Test		Times per	
Person Responsible for:			

Are all controls required for all employees? YES NO

If No, list the additional actions that will reasonably reduce the risk

Action required	Responsible person	Date to be completed

Date of this assessment: _____

Assessor: _____

Position: _____

Signature _____

Assessment review

This assessment should be reviewed

- annually, or
- where there are changes in the process or equipment, or
- upon receipt of new information, or
- following an accident

Whichever occurs first.

Review dates:

Date	Assessor	Position

Control of Substances Hazardous to Health

Classification

(COSHH)

Hazard information for employees









Substance Detail

COSHH Risk Assessment No:	
Name of Substance or Product	
Supplier/Manufacturer Name and Address	
Supplier Emergency Contact Details:	
Form of the Substance (i.e. powder, liquid, dust etc)	
Brief Description of Activity:	

Emergency First Aid Procedure

If Inhaled	Effect	
	Treatment	
	Controls	
If Ingested	Effect	
	Treatment	
	Controls	
Contact with skin	Effect	
	Treatment	
	Controls	
Contact with eyes	Effect	
	Treatment	
	Controls	

PPE Required (Specify type and standard)

 Dust Mask		 Visor	
 Respirator		 Goggles	
 Gloves		 Overalls	
 Footwear		 Other	

Spillage/disposal procedure

Fire Extinguisher type

Method for Cleaning up spillages (including use of PPE)

General precautions

**CERTIFICATE OF THOROUGH EXAMINATION AND
TEST OF LOCAL EXHAUST VENTILATION**

NAME OF PREMISES :		
LOCATION OF LEV PLANT:		
PURPOSE OF LEV PLANT:		
DATE OF LAST THOROUGH EXAMINATION AND TEST:		
CONDITIONS PREVAILING WHEN LAST THOROUGH EXAMINATION AND TEST UNDERTAKEN, E.G. MAXIMUM USE, STOOD DOWN ETC.		
1. INTENDED OPERATING PERFORMANCE	2. DOES THE PLANT ACHIEVE THE PERFORMANCE AT (1) YES NO If NO, details:-	3. WHAT REPAIRS REQUIRED TO RESTORE PLANT TO OPERATING LEVELS SET OUT (1)
DETAILS OF METHODS USED TO MAKE JUDGEMENT AT (2) ABOVE:-		
AIRFLOW MEASUREMENTS	<input type="checkbox"/>	AIR SAMPLING <input type="checkbox"/>
DUST LAMP	<input type="checkbox"/>	FILTER INTEGRITY <input type="checkbox"/>
OTHER (Please specify):		
NAME OF PERSON CARRYING OUT THOROUGH EXAMINATION AND TEST:		
DESIGNATION:		
EMPLOYER:		
DATE:		
ANY REPAIRS REQUIRED AS PER (3) ABOVE:-		
CARRIED OUT	<input type="checkbox"/>	PLANT RE-TESTED <input type="checkbox"/>
SIGNATURE:		DATE:

This page is intentionally blank

DRAFT

RECORD OF EXAMINATION OF RESPIRATORY PROTECTIVE EQUIPMENT

NAME OF PREMISES : _____ DETAILS OF RESPIRATOR: _____ SERIAL NO.: _____

ELEMENTS OF EXAMINATION (Tick as appropriate)

A Integrity of Straps	B Integrity of Face Piece	C Integrity of Filter	D Integrity of Valves	E Signature and Designation of Examined
Satisfactory <input type="checkbox"/>	Satisfactory <input type="checkbox"/>	Satisfactory <input type="checkbox"/>	Satisfactory <input type="checkbox"/>	
Not satisfactory <input type="checkbox"/>	Not satisfactory <input type="checkbox"/>	Not satisfactory <input type="checkbox"/>	Not satisfactory <input type="checkbox"/>	
Details	Details	Details	Details	
Satisfactory <input type="checkbox"/>	Satisfactory <input type="checkbox"/>	Satisfactory <input type="checkbox"/>	Satisfactory <input type="checkbox"/>	
Not satisfactory <input type="checkbox"/>	Not satisfactory <input type="checkbox"/>	Not satisfactory <input type="checkbox"/>	Not satisfactory <input type="checkbox"/>	
Details	Details	Details	Details	
Satisfactory <input type="checkbox"/>	Satisfactory <input type="checkbox"/>	Satisfactory <input type="checkbox"/>	Satisfactory <input type="checkbox"/>	
Not satisfactory <input type="checkbox"/>	Not satisfactory <input type="checkbox"/>	Not satisfactory <input type="checkbox"/>	Not satisfactory <input type="checkbox"/>	
Details	Details	Details	Details	

Action taken:

WHERE THE ANSWER TO THE ABOVE HEADINGS A, B OR D IS UNSATISFACTORY, THE EQUIPMENT SHOULD BE REPLACED, OR IN THE CASE OF C, THE FILTER IMMEDIATELY REPLACED.

New Labels for Chemical Products

Appendix 6

CLP	Hazard	Advice
	May explode if exposed to fire, heat, shock, friction.	Avoid ignition sources (sparks, flames, heat) Keep your distance Wear protective clothing.
	Flammable if exposed to ignition sources, sparks, heat. Some substances with this symbol may give off flammable gases in contact with water.	
	Can burn even without air, or can intensify fire in combustible materials.	
	Contains gas under pressure. Gas released may be very cold. Gas container may explode if heated.	Do not heat containers Avoid contact with the skin and eyes.
	Corrosive material which may cause skin burns and permanent eye damage.	Avoid contact with the skin and eyes. Do not breathe vapours or sprays. Wear protective clothing.
	May corrode metals.	Keep away from metals.
	Toxic material which may cause life threatening effects even in small amounts and with short exposure.	Do not swallow the material, allow it to come into contact with the skin or breathe it.
	May cause serious and prolonged health effects on short and long term exposure.	Do not swallow the material, allow it to come into contact with the skin or breathe it.
	May cause irritation (redness, rash) or less serious toxicity.	Keep away from the skin and eyes.
	May damage the ozone layer.	
	Toxic to Aquatic organisms and may cause long lasting effects in the environment.	Avoid release into the environment.